

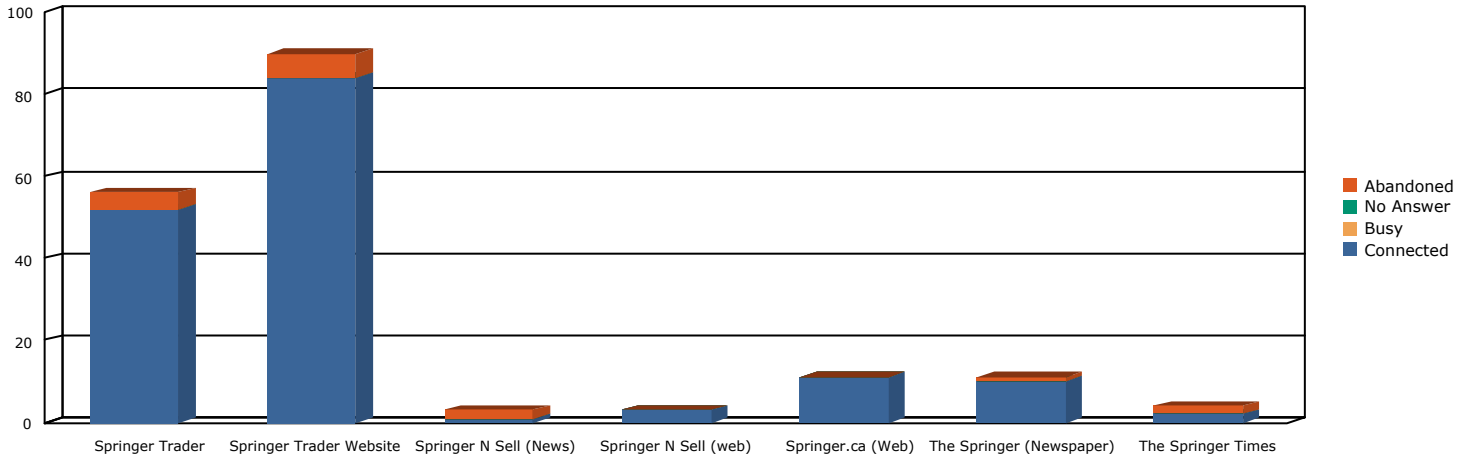
## Source Summary for this Week

From: 03/23/2007 To: 03/29/2007

Source:		Results For:			Destination:	
Springer Trader		(866)555-9020/(604)555-5179			(604)555-8904	
Date	Total	Abandoned	Busy	No Answer	Connected	Avg. Duration
03/23/2007	10	0	0	0	10	02:35
03/24/2007	12	1	0	0	11	02:01
03/25/2007	4	0	0	0	4	02:31
03/26/2007	8	1	0	0	7	01:52
03/27/2007	11	0	0	0	11	02:16
03/28/2007	5	0	0	0	5	01:36
03/29/2007	6	2	0	0	4	01:49
Source: Springer Trader Website		Results For: (866)555-6075/(604)555-0198			Destination: (604)555-8904	
Date	Total	Abandoned	Busy	No Answer	Connected	Avg. Duration
03/23/2007	11	1	0	0	10	03:46
03/24/2007	9	1	0	0	8	01:32
03/25/2007	5	0	0	0	5	01:22
03/26/2007	25	2	0	0	23	02:06
03/27/2007	20	0	0	0	20	02:40
03/28/2007	16	2	0	0	14	03:43
03/29/2007	4	0	0	0	4	02:59
Source: Springer N Sell (News)		Results For: (866)555-8575/(604)555-5177			Destination: (604)555-8904	
Date	Total	Abandoned	Busy	No Answer	Connected	Avg. Duration
03/23/2007	0	0	0	0	0	00:00
03/24/2007	0	0	0	0	0	00:00
03/25/2007	0	0	0	0	0	00:00
03/26/2007	3	2	0	0	1	01:28
03/27/2007	0	0	0	0	0	00:00
03/28/2007	0	0	0	0	0	00:00
03/29/2007	0	0	0	0	0	00:00
Source: Springer N Sell (web)		Results For: (866)555-0072/(604)555-5178			Destination: (604)555-8904	
Date	Total	Abandoned	Busy	No Answer	Connected	Avg. Duration
03/23/2007	0	0	0	0	0	00:00
03/24/2007	1	0	0	0	1	02:28
03/25/2007	0	0	0	0	0	00:00
03/26/2007	2	0	0	0	2	05:15
03/27/2007	0	0	0	0	0	00:00
03/28/2007	0	0	0	0	0	00:00
03/29/2007	0	0	0	0	0	00:00
Source: Springer.ca (Web)		Results For: (866)555-5410/(604)555-0199			Destination: (604)555-8904	
Date	Total	Abandoned	Busy	No Answer	Connected	Avg. Duration
03/23/2007	6	0	0	0	6	02:27
03/24/2007	1	0	0	0	1	08:10
03/25/2007	0	0	0	0	0	00:00
03/26/2007	3	0	0	0	3	01:50
03/27/2007	1	0	0	0	1	01:49
03/28/2007	0	0	0	0	0	00:00
03/29/2007	0	0	0	0	0	00:00
Source: The Springer (Newspaper)		Results For: (866)555-8908/(604)555-5180			Destination: (604)555-8904	
Date	Total	Abandoned	Busy	No Answer	Connected	Avg. Duration
03/23/2007	0	0	0	0	0	00:00
03/24/2007	2	0	0	0	2	02:27
03/25/2007	0	0	0	0	0	00:00
03/26/2007	3	0	0	0	3	01:36
03/27/2007	2	0	0	0	2	03:29
03/28/2007	3	1	0	0	2	01:56
03/29/2007	1	0	0	0	1	03:25

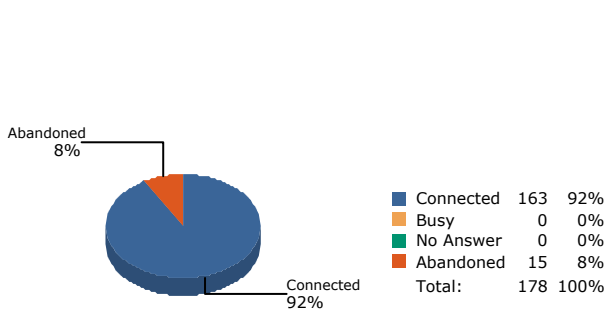
Date	Total	Abandoned	Busy	No Answer	Connected	Avg. Duration
03/23/2007	0	0	0	0	0	00:00
03/24/2007	0	0	0	0	0	00:00
03/25/2007	0	0	0	0	0	00:00
03/26/2007	1	0	0	0	1	01:03
03/27/2007	0	0	0	0	0	00:00
03/28/2007	2	2	0	0	0	00:00
03/29/2007	1	0	0	0	1	00:28
<b>Total</b>	<b>178</b>	<b>15</b>	<b>0</b>	<b>0</b>	<b>163</b>	<b>02:29</b>

### Call Summary Details

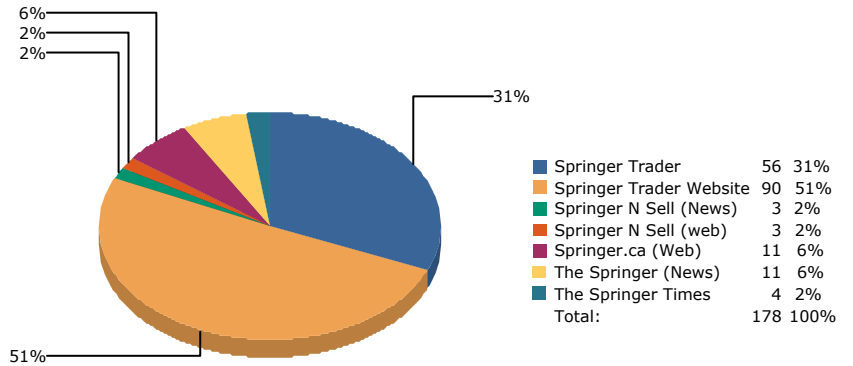


\*Bar Chart represents total inbound calls for each source, differentiated by status.

### Call Summary



### Total Number of Calls



\* Pie Charts represent total inbound calls for all sources.